



# 2024 IPA State Finals

## Director and Participant Info

---

### **Tickets and Seating**

All tickets are \$20 General Admission, \$15/Children 6 and under/\$15 Seniors 65+. Family 4-packs are available for \$64\* (Prices do not reflect Ticketmaster fees). They are available to purchase online via Ticketmaster.com or at the Hulman Center Box Office. Tickets will not be printed but must be accessible by mobile devices. Please advise patrons.

### **Video and Photos**

Video of any kind will be strictly prohibited due to copyright laws. Still photographs are permitted WITHOUT use of the flash. No long lens cameras permitted. A director's copy will be provided on Competition Suite for director use only, not to be distributed. One staff member from each school is also permitted to video up at the suite level, out of view of the judges or IPA cameras.

### **Unit Check-in**

Unit check-in will be located just inside the EAST Doors Entrance along 9<sup>th</sup> St. Directors can temporarily park on 9<sup>th</sup> St. just outside these doors, check their unit in and continue on to unit parking. Upon check-in, directors will receive wristbands for all performers plus 8 additional wristbands. This will be the **ONLY** entrance wristbands may enter the area. Staff badges may enter through any doors. **Students not in uniform should have wristbands.** There will be concessions available for students in this area. MAIN POINT OF CONTACT FOR YOUR GROUP WILL NEED TO GIVE A PHONE NUMBER FOR COMMUNICATION.

### **Restrooms**

Restrooms are available in the arena for those with a wristband (or in costume) via entrance through the EAST doors across from the warm up lot. This will be the only entrance wristband holders are permitted to enter. These facilities will not be available as a uniform changing room.

### **No Hospitality**

Director hospitality will NOT be available to directors/staff/drivers. Drivers will only be permitted to enter Hulman Center with proper credentials. There are plenty of restaurants/coffee shops within walking distance.

### **Unit Parking**

Truck parking will be located in Lot D extension (see map). Smaller trucks, such as box trucks, will be sent to the small lot east of the stadium. 1 staff vehicle per unit will be permitted to park in a lot near unit parking. All others will be directed to park in the parking garage or elsewhere. **Buses** will not be parking with the trucks so units should have a plan in place as to where to change and leave bags while in warm-up. After loading your truck post performance, your semi may be asked to move to another lot to make room for others. ***Please have contact info for your driver so that we can be in touch if needed.***

## Spectator Parking

All spectators/other staff will have the option to park in the **ISU event parking garage (West of Hulman Center)** for \$5 OR find street parking elsewhere. CONVENTION CENTER PARKING GARAGE IS AT YOUR OWN RISK - please adhere to posted hours. Please note, campus parking lots must have proper credentials.

## Ensemble Warm-up

All warm-ups will take place in Lot D according to the logistics schedule (see attached). Warm-up in other areas on campus or at other times is prohibited. **Units may arrive at warm-up at any point within the hour given for warm up. Regardless of when a unit starts their warmup, units must adhere to the transit schedule and exit warm up areas on schedule or will be subjected to penalties.** Floor tarps (both “practice” and “performance”) are not to be pulled out during warm-up. See attached diagram for warm-up orientation. All equipment must be removed from the warm-up area before you depart for your performance. *In the event of inclement weather, a warm-up tent will be provided in Lot 20 across from the Hulman stadium entrance ramp and units will use the “tent time” schedule for warm up - using traditional warm up interval times. Please be respectful of all units warming up - keep metronomes audible to your group only - don’t blast your Megavox.*

## Warm-up Power Resources

There will be both a generator and few extension cords running power out to the warm up spots from local parking lot outlets however, we do not manage this source (belongs to the city) and it is at your own risk. **If you want guaranteed power in warm up, it is advised to bring your own generator.**

## Warm-up to Arena Transit

Ensembles departing the warm-up area will push to the arena from Lot D. Please leave on time as to not miss your ramp/staging time. **Should there be rain, come prepared with tarps/towels as there is no covered area from warm up push to inside the area.**

## Ramp time/staging

There is a 7-degree ramp that all equipment must travel down to get into the arena. It is advised that you enter the arena in the order that you want to enter the floor as there is limited space to re-organize once inside the arena transit hallways. Heavy equipment may need 2-3 hands to help down the ramp (comparable ramp to UD arena and Lucas Oil).

**THERE IS VERY LIMITED PROP ASSEMBLY SPACE. Outside of props too tall to enter the gate, all props should be assembled outside of the arena, prior to coming down the ramp and be ready to enter the floor.**

A “keep to the left” approach will be used when on the ramp as one unit enters, another is exiting. Units will enter and remain single file in the venue. This backstage area must remain quiet as to not disturb the performing unit. Tarps and Pit equipment will be directed through the hallways to enter from stage left. Large props must enter the same direction as the rest of the unit unless too tall to go through hallway. **Dimensions of the Hulman Center hallway are: 8’ wide x 8’ 2” tall.** Also keep in mind that the hallway is not straight and will require some slight turning.

## Performance

We will utilize a horizontal timeline as indicated on the maps included. There will be seating access from the floor for staff viewing. Power will be available at the front and back of the performance area.

## Exiting

PIT EQUIPMENT/PROPS will exit the floor stage right (end zone) and exit the arena immediately following performance via ramp. Battery can drop equipment STAGE LEFT CORNER and tarps can

be snaked out **STAGE LEFT** and laid in the tarp re-folding room (directly below the stands) to straighten and placed back on the cart. **All equipment must exit the venue during this transit time as to leave space for the next unit exiting.** Any help needed getting heavy equipment down the ramp may also be needed going back up the ramp. See pictures attached.



*View of ramp from street level*

*View of ramp from street level*



### **After Performance - Students**

Student performers are invited to re-enter Hulman Center in uniform to watch the remainder of the performances. Students will be directed to sit in the up level in the 200 seats. Any students attempting to sit in patron seats will be asked to move. **Please explain this to your students.**

### **Concessions**

Concessions for students are available on the concourse. No food is permitted to be brought into the stadium.

### **Awards Retreat**

Prior to the last performance of the block, student performers will be asked to report to the concourse area on the back of the stadium and find their unit sign for line-up. Sending a parent or staff person to accompany them for instructions would be ideal.

**A RETREAT MAP WILL BE SENT TO DIRECTORS.**

Retreat will be a full, uniformed retreat. Please inform your students. **Staff WILL NOT enter the floor with the students but can congregate Stage Right.**

**IMMEDIATELY FOLLOWING RETREAT,** there will be about 10 minutes allotted for pictures and celebration, but then announcements will be made to clear the floor for clean-up. **We have to be out by Midnight!**

## **Directions to the Hulman Center, Terre Haute, IN**

### *From the East:*

Take I-70 West to Exit 11. Turn North onto US-46. At the T, turn left onto US-40/Wabash Ave.  
Buses/Trucks - Turn right onto 9<sup>th</sup> St. and follow IPA volunteer instructions for parking/unload.  
Spectators – turn right on 9<sup>th</sup> St., then left on Cherry St. to park in ISU Parking garage, corner of Cherry St. and 8<sup>th</sup> St.

### *From the South*

Take US-41 North to Terre Haute. In approximately 2.5 miles after passing under I-70, turn right onto Ohio Blvd (one way). Buses/Trucks - Turn left onto 9<sup>th</sup> St. and follow IPA volunteer instructions for parking/unload.  
Spectators – turn left onto 9<sup>th</sup> St then left on Cherry St. to park in ISU Parking garage, corner of Cherry St. and 8<sup>th</sup> St.

### *From the North*

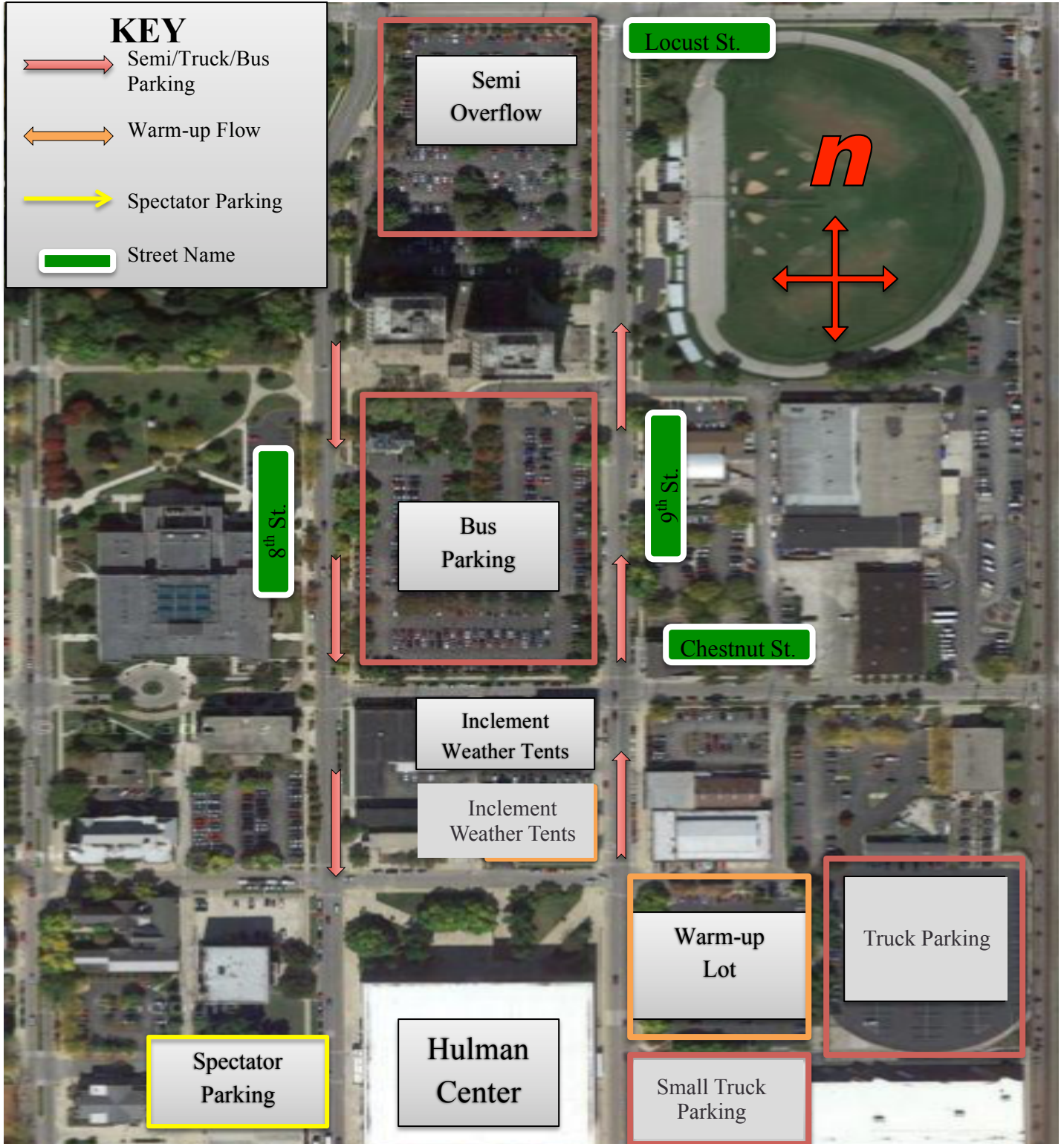
Take US-41 South to Terre Haute. At the courthouse, turn left onto Ohio Blvd (one way).  
Buses/Trucks - Turn left onto 9<sup>th</sup> St. and follow IPA volunteer instructions for parking/unload.  
Spectators – turn left onto 9<sup>th</sup> St then left on Cherry St. to park in ISU Parking garage, corner of Cherry St. and 8<sup>th</sup> St.



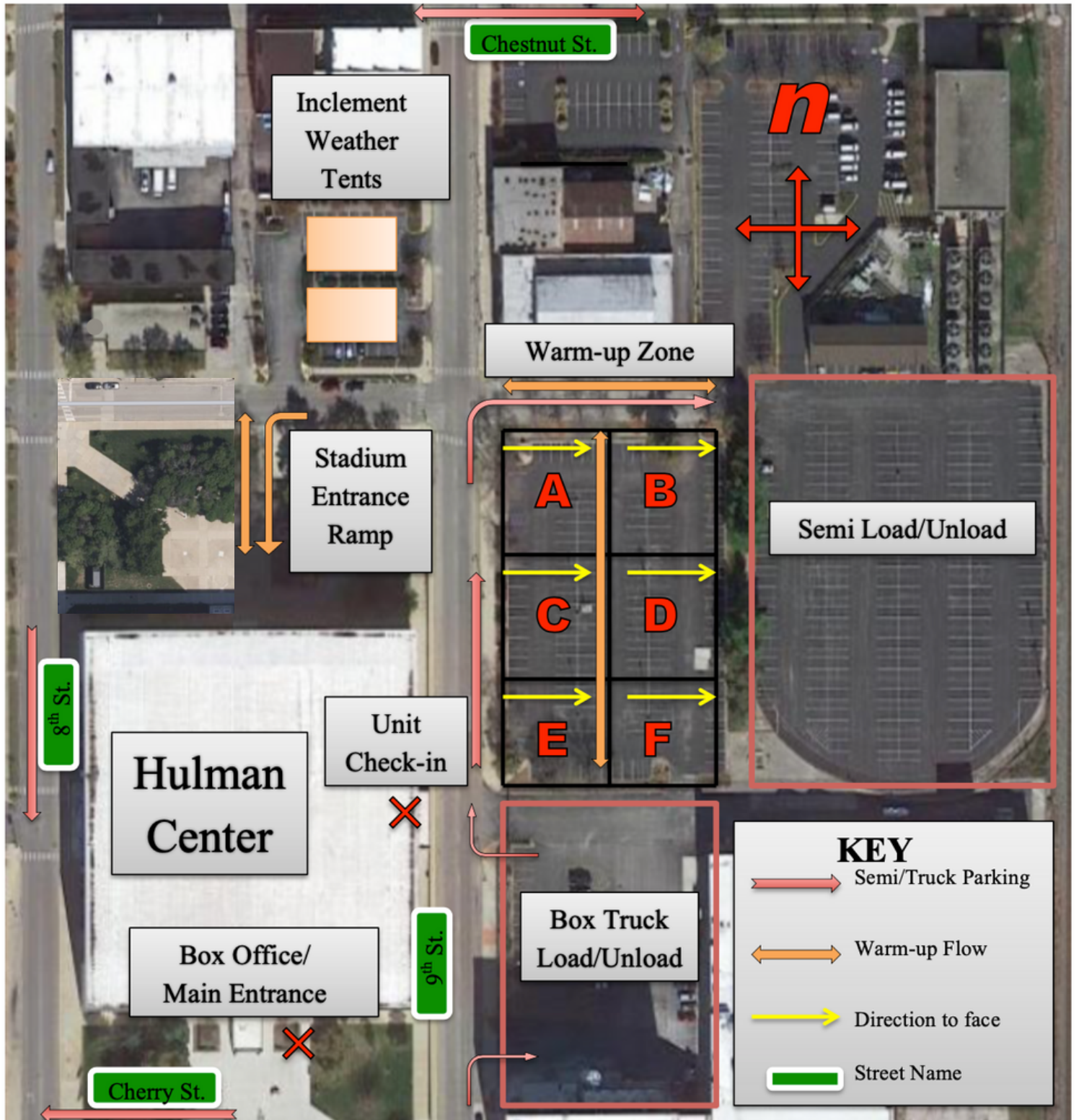


indiana percussion  
association





Campus Overview



*Warm-up Lot View*



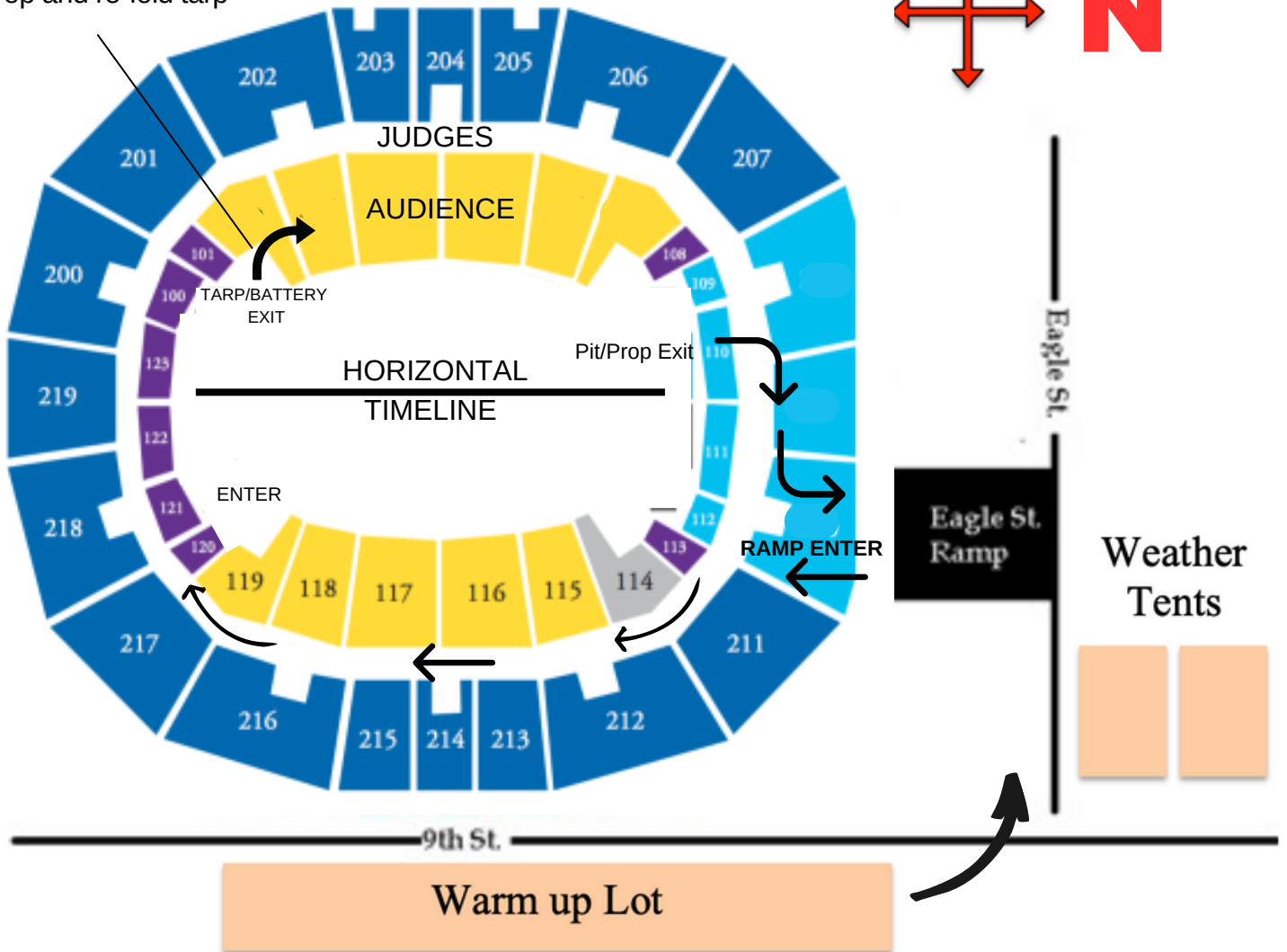
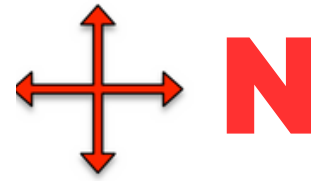
**KEY**

-  Semi/Truck Parking
-  Warm-up Flow
-  Direction to face
-  Street Name



*Interior Flow Map*  
V.2024

Large conference room under stands to drop and re-fold tarp



**ENTRANCE**

Tarp, battery, and pit will travel through the hallway behind the backfield and enter the floor from stage left.

Props and large equipment should enter stage left with tarp, battery, and pit. In the event this is a problem, an IPA staff member will determine that entrance via stage right is permissible. If you feel this applies to your group, please let us know in advance.

Hallway Dimensions: 8' wide x 8' 2" tall

**EXIT**

PIT EQUIPMENT/PROPS will exit the floor stage right (end zone) and exit the arena immediately following performance via ramp.

Battery can drop equipment STAGE LEFT CORNER and tarps can be snaked out STAGE LEFT and laid in the tarp re-folding room (directly below the stands) to straighten and placed back on the cart. All equipment must exit the venue during this transit time as to leave space for the next unit exiting. Any help needed getting heavy equipment down the ramp may also be needed going back up the ramp.